

S M SEHGAL FOUNDATION

Registered Office : Plot No. 34, Sector-44, Institutional Area, Gurgaon-122003

BALANCE SHEET AS AT 31st March, 2018

FCRA

LIABILITIES	AMOUNT (Rs.)	ASSETS	AMOUNT (Rs.)
Corpus		Cash & Bank Balances:	
Balance as per last Balance Sheet	1,000	Cash in Hand	72,501
		Bank Saving Accounts	60,335,370
		Bank Fixed Deposit Accounts	44,758,616
		Interest Accrued	552,182
General Fund		Fixed Assets (As per Schedule I)	257,494,765
Balance as per last Balance sheet	294,137,046	CWIP	4,447,590
Add: Surplus as per Income & Expenditure Account	61,648,057		
		Loans & Advances	
Security Deposit Payable		Advances with Employees	88,054
		Sundry Advances	934,790
		Capital Advance	4,699,368
		Staff Loans	369,238
		Security Deposits	554,549
Current Liabilities		Account Receivable	
Expenses Payable	2,108,845	General Expenses Recoverable	225,876
Duties and Taxes Payable	689,756	Prepaid Expenses	285,992
		Income Tax Receivable	1,370,000
		TDS/TCS Receivable	14,451,575
Total	390,640,463	Total	390,640,463

Significant Accounting Policies and Notes as per Schedule IV

As per our report of even date Form FC-4 Attached

For Ashok Chhabra & Associates
Chartered Accountants

Firm Ref. No. 15507N



Date : 25/09/2018
Place : Gurgaon

CA Viney Chhabra
Partner
M.No. 501244

For S M Sehgal Foundation

Ajay Kumar Pandey
Chief Executive Officer




Rajat Jay Sehgal
Trustee

S M Sehgal Foundation

Registered Office : Plot No. 34, Sector-44, Institutional Area, Gurgaon-122003

INCOME & EXPENDITURE ACCOUNT FOR THE YEAR ENDED 31st March, 2018

FCRA

EXPENDITURE	AMOUNT (Rs.)	INCOME	AMOUNT (Rs.)
To Program Direct Expenses(As per Schedule- II)	181,782,664	<u>By Grant in aid</u> Grants as per the Receipt & Payment	182,553,255
To Program Indirect Expenses (As per Schedule-III)	21,832,046	Unspent Grant of Previous Year	54,128,658
		By Donation	63,105
		By Rental Income	45,992,092
		By Income from Other Services	166,956
To Depreciation (As per schedule I)	20,824,411	By Other Income	91,878
		<u>By Interest:</u>	
		Fixed Deposit	1,046,077
To Surplus Carried Over to Balance Sheet	61,648,057	Saving account	2,045,157
Total	286,087,178	Total	286,087,178
Significant Accounting Policies and Notes as per Schedule IV			
As per our report of even date Form FC-4 Attached			
For Ashok Chhabra & Associates Chartered Accountants Firm Ref. No. 15507N	For S M Sehgal Foundation		
 Ashok Chhabra & Associates Chartered Accountants Firm Ref. No. 15507N DLF Ph-IV, Gurgaon	 Rajat Jay Sehgal Trustee	 Ajay Kumar Pandey Chief Executive Officer	
Date : 25/09/2018			
Place : Gurgaon			

S M SEHGAL FOUNDATION

Registered Office : Plot No. 34, Sector-44, Institutional Area, Gurgaon-122003
RECEIPTS & PAYMENTS ACCOUNT FOR THE PERIOD 01.04.2017 TO 31.03.2018

(FCRA Account)

RECEIPTS	AMOUNT (Rs.)	PAYMENTS	AMOUNT (Rs.)
To Opening Balance			
Cash in Hand	174,236	By Programme Direct Expenses	181,458,533
Bank Saving Accounts	54,159,910		
Bank Fixed Deposit Accounts	38,644,661	By Programme Indirect Expenses	202,261,896
To Interest Income		By Fixed Assets	8,100,457
Interest on FDs	1,046,077	Add: TCS Receivable	18,070
Interest on Saving	2,045,157		
Add: Interest Accrued (Opening)	468,372	By CWIP	4,447,590
	3,559,606	By Capital Advance	4,699,368
Less: Interest Accrued (Current Year)	552,182		
Less: TDS Receivable	198,386	By Taxes Payable (Prev. Year)	27,715
	2,809,038		
To Grant	182,553,255	By Sundry Advances (Net)	795,957
To Grant Receivable (Previous Year)	2,445,100		
	63,105	By Staff Advance	5,190,572
To Donation		By Staff Loan	300,000
To Rental Income	45,992,092		
Less: TDS Receivable	4,414,466	By Closing Balance	72,501
	41,577,626	Cash in Hand	60,335,370
To Income from Other Services	166,956	Bank Saving Accounts	44,758,616
To Other Income	91,878		
To General Expenses Recovered	412,127		
To Staff Advance	5,325,063		
To Staff Loan	443,267		
To Deposits	2,136,888		
To Sale of Fixed Assets	5,000		
Total	331,008,110	Total	331,008,110

Significant Accounting Policies and Notes as per Schedule IV

As per our report of even date Form FC-4 Attached

For Ashok Chhabra & Associates For S M Sehgal Foundation

Chartered Accountants

Firm Ref. No. 15507N



Date : 25/09/2018
Place : Gurgaon

Partner

M.No. 501244

Ajay Kumar Pandey
Chief Executive Officer

Rajat Jay Sehgal
Trustee

S M SEHGAL FOUNDATION

Registered Office : Plot No. 34, Sector-44, Institutional Area, Gurgaon-122003

FIXED ASSETS SCHEDULE AS AT 31.03.2018

FCRA

Schedule I

PARTICULARS	W.D.V AS ON 01.04.2017	A D D I T I O N		Book Value of Assets Sold	GRAND TOTAL	RATE OF DEPN.	DEPRECIATION FOR THE YEAR	CLOSING BALANCE AS ON 31.03.18
		Exceeding 6 Months	Not Exceeding 6 Months					
Tangible Assets								
Land	96,835,059.00				96,835,059.00	0%		96,835,059.00
Building (Office)	108,621,580.00		1,250,105.00		109,871,685.00	10%	10,924,663.00	98,947,022.00
Building (Ghagas)	2,624,892.00				2,624,892.00	10%	262,489.00	2,362,403.00
Building (Ghagas-Dhaincha Proj)	106,295.00				106,295.00	10%	10,630.00	95,665.00
Building (Ravalkol)	626,089.00				626,089.00	10%	62,609.00	563,480.00
Computer	693,846.00	358,365.00	66,364.00		1,118,575.00	40%	434,157.00	684,418.00
Furniture & Fixture	14,801,203.00	68,207.00	1,636,288.64		16,505,698.64	10%	1,568,755.64	14,936,943.00
Camera	177,920.00				177,920.00	15%	26,688.00	151,232.00
Office Equipment	2,002,342.00	834,405.00	509,317.00		3,346,064.00	15%	463,711.00	2,882,353.00
Television	423,865.00				423,865.00	15%	63,580.00	360,285.00
Vehicle	3,574,757.00		2,114,488.00	10,817.00	5,678,428.00	15%	693,178.00	4,985,250.00
Washing Machine	54,487.00				54,487.00	15%	8,173.00	46,314.00
Electrical Equipment & Fittings	11,533,865.00				11,533,865.00	15%	1,730,080.00	9,803,785.00
Plant & Machinery	14,773,944.00		144,144.00		14,918,088.00	15%	2,226,902.00	12,691,186.00
Projector	174,879.00	17,500.00	84,131.00		276,510.00	15%	35,167.00	241,343.00
Refrigerator	76,382.00				76,382.00	15%	11,457.00	64,925.00
Cooler	34,207.00				34,207.00	15%	5,131.00	29,076.00
Air Conditioning & Fittings	11,734,713.00		85,297.00		11,820,010.00	15%	1,766,604.00	10,053,406.00
Inverter	343,270.00				343,270.00	15%	51,491.00	291,779.00
Photocopy	123,978.00		82,600.00		206,578.00	15%	24,792.00	181,786.00
U.P.S.	51,839.00	5,600.00			57,439.00	15%	8,616.00	48,823.00
Printers	28,095.00	42,200.00	13,328.00		83,623.00	40%	30,784.00	52,839.00
Fax	2,573.00				2,573.00	15%	386.00	2,187.00
Dishwasher	127,814.00				127,814.00	15%	19,172.00	108,642.00
Generator-Ghagas	42,763.00				42,763.00	15%	6,414.00	36,349.00
Research Equipments	309,356.00	-	-		309,356.00	15%	46,403.00	262,953.00
Sub Total:	269,900,013.00	1,326,277.00	5,986,062.64	10,817.00	277,201,535.64		20,482,032.64	256,719,503.00
Intangible Assets								
Intangible Assets(Software)	329,523.00	264,727.00	523,390.00		1,117,640.00	40%	342,378.00	775,262.00
Sub Total:	329,523.00	264,727.00	523,390.00	-	1,117,640.00		342,378.00	775,262.00
Total	270,229,536.00	1,591,004.00	6,509,452.64	10,817.00	278,319,175.64		20,824,410.64	257,494,765.00



(Handwritten signature)

S M SEHGAL FOUNDATION
FCRA
PROGRAMME DIRECT EXPENSES FOR THE YEAR 2017-18
Schedule-II

S.NO.	PARTICULARS	AMOUNT (RS)
1	COMMUNICATIONS	1,151,814
2	CONVEYANCE & CONTIGENCY	3,179,212
3	CONFERENCE TRAINING & MEETING	4,468,463
4	INFRASTRUCTURE & VILLAGE DEV. EXP.	76,698,656
5	LEGAL & PROFESSIONAL	5,792,375
6	TRAVELLING - PROJECT STAFF	451,530
7	MEMBERSHIP & SUBSCRIPTION	272,829
8	OFFICE RENT	1,089,318
9	PERSONNEL EXPENSES	88,378,805
10	TRAINING- STAFF	299,662
TOTAL		181,782,664

[Handwritten signature]

[Handwritten signature]



S M SEHGAL FOUNDATION
FCRA
PROGRAMME INDIRECT EXPENSES FOR THE YEAR 2017-18
Schedule-III

S.NO.	PARTICULARS	AMOUNT (RS)
1	REPAIR & MAINTENANCE - BUILDING, PLANT & MACHINERY	12,532,289
2	COMMUNICATIONS	1,310,411
3	CONVEYANCE & CONTINGENCY	247,331
4	TRAVELLING- ADMINISTRATION	381,365
5	VEHICLE RUNNING & MAINTENANCE	1,801,078
6	RECRUITMENT EXPENSES	32,526
7	AUDIT FEE	149,500
8	BANK CHARGES	41,351
9	BOOK & PERIODICAL	39,581
10	FUNDRAISING EXPENSES	578,064
11	FREIGHT & CARTAGE	116,617
12	GUEST HOUSE EXPENSES	180,109
13	LOSS ON ACCOUNT OF EXCHANGE RATE FLUCTUATION	17,777
14	LOSS ON SALE OF FIXED ASSET	5,817
15	CONFERENCE & MEETING	273,855
16	MEMBERSHIP & SUBSCRIPTION	1,115,580
17	OFFICE EXPENSES	181,861
18	PRINTING & STATIONERY	2,192,524
19	RATES & TAXES	634,411
	TOTAL	21,832,046

[Handwritten signature]

[Handwritten signature]

